

## **Media Release**

### **Exceptional Students Outperform AZ State Average**

For Immediate Release

August 18, 2025

YUMA, AZ - Students at Yuma School District One outperformed the Arizona state average on the 2025 Multi-State Alternative Assessment (MSAA) for students with special needs, achieving higher scale scores and proficiency levels than their peers statewide.

The MSAA is Arizona's annual assessment for students with significant cognitive disabilities. It provides all students with the opportunity to demonstrate mastery of grade-level standards. Each spring, MSAA is administered to 3rd-8th grade students in English Language Arts and Mathematics, and 5th and 8th grade students in Science. Like other Arizona assessments, MSAA, provides students' average scale score and measures proficiency levels on a scale from Level 1-Minimally Proficient to Level 4-Highly Proficient.

District One is proud to announce that:

- Each grade level met or exceeded the state's average scale score for each subject (see Table 1), and
- A higher percentage of ESS students scored "Proficient" or "Highly Proficient," compared to the state average (See Table 2)

"The results of standardized assessments are one way our students demonstrate success," stated Matthew Kaste, Director of Exceptional Student Services. "Their achievement also reflects the impact of our highly qualified team of teachers, paraprofessionals and support staff who are dedicated to providing personalized instruction, high quality learning environments, and specialized programs that help students excel."

---

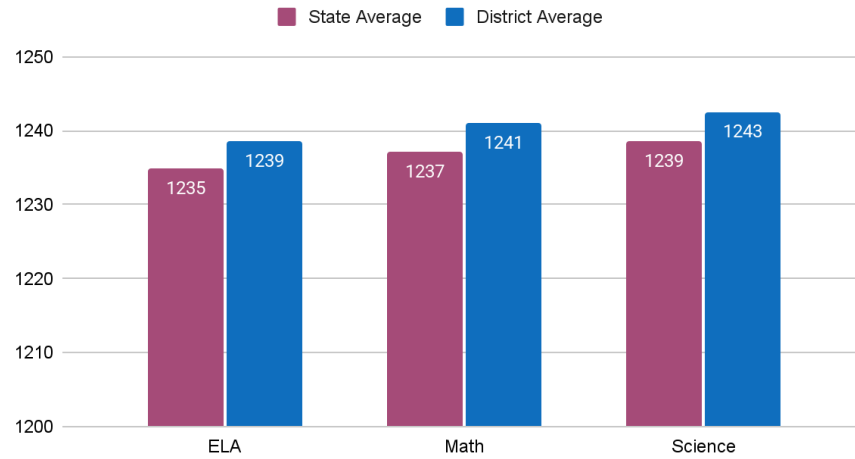
#### **About Yuma Elementary School District One**

Yuma Elementary School District One is dedicated to providing high-quality preschool - 8th grade education and fostering a supportive, innovative learning environment for all students. Serving the Yuma community, the district prioritizes academic achievement, student well-being, and community engagement.

**## END ##**

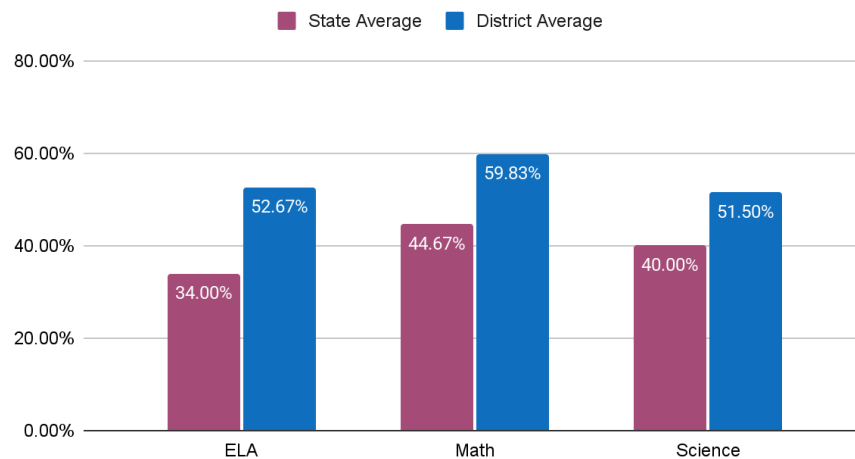
**Table 1 - Averages**

**Average Scale Score - ESS**



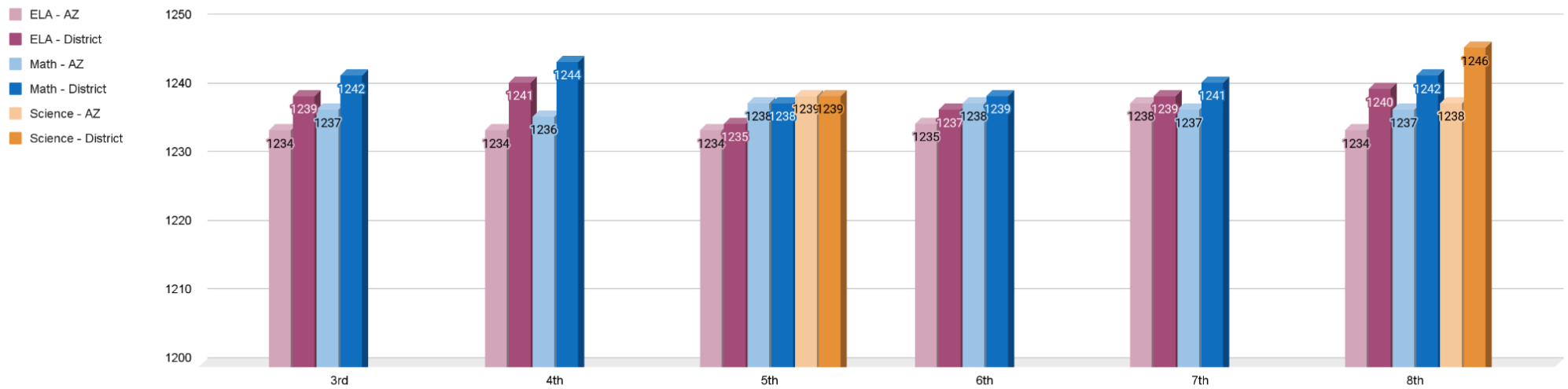
**Table 2 - Averages**

**Proficient / Highly Proficient - ESS**



**Table 1 - Detailed**

**State Scores vs. District Scores**



**Table 2 - Detailed**

**State Proficiency vs. District Proficiency**

Proficient + Highly Proficient

